

Lopatcong School Calendar 2022-2023

184 Student Days
189 Teacher Days
(includes 4 snow days)

| August | | | | | | |
|--------|----|----|----|----|----|------------------------|
| | 1 | 2 | 3 | 4 | 5 | 6 |
| 7 | 8 | 9 | 10 | 11 | 12 | 13 |
| 14 | 15 | 16 | 17 | 18 | 19 | 20 |
| 21 | 22 | 23 | 24 | 25 | 26 | 27 |
| 28 | 29 | 30 | 31 | | | |
| | | | | | | 6 Teacher 3 Student |

| September | | | | | | |
|-----------|----|----|----|----|----|--------------------------|
| | | | | 1 | 2 | 3 |
| 4 | 5 | 6 | 7 | 8 | 9 | 10 |
| 11 | 12 | 13 | 14 | 15 | 16 | 17 |
| 18 | 19 | 20 | 21 | 22 | 23 | 24 |
| 25 | 26 | 27 | 28 | 29 | 30 | |
| | | | | | | 20 Teacher 20 Student |

| October | | | | | | |
|---------|----|----|----|----|----|--------------------------|
| | | | | | | 1 |
| 2 | 3 | 4 | 5 | 6 | 7 | 8 |
| 9 | 10 | 11 | 12 | 13 | 14 | 15 |
| 16 | 17 | 18 | 19 | 20 | 21 | 22 |
| 23 | 24 | 25 | 26 | 27 | 28 | 29 |
| 30 | 31 | | | | | |
| | | | | | | 21 Teacher 20 Student |

| November | | | | | | |
|----------|----|----|----|----|----|--------------------------|
| | | 1 | 2 | 3 | 4 | 5 |
| 6 | 7 | 8 | 9 | 10 | 11 | 12 |
| 13 | 14 | 15 | 16 | 17 | 18 | 19 |
| 20 | 21 | 22 | 23 | 24 | 25 | 26 |
| 27 | 28 | 29 | 30 | | | |
| | | | | | | 18 Teacher 18 Student |

| December | | | | | | |
|----------|----|----|----|----|----|--------------------------|
| | | | | 1 | 2 | 3 |
| 4 | 5 | 6 | 7 | 8 | 9 | 10 |
| 11 | 12 | 13 | 14 | 15 | 16 | 17 |
| 18 | 19 | 20 | 21 | 22 | 23 | 24 |
| 25 | 26 | 27 | 28 | 29 | 30 | 31 |
| | | | | | | 17 Teacher 17 Student |

| January | | | | | | |
|---------|----|----|----|----|----|--------------------------|
| 1 | 2 | 3 | 4 | 5 | 6 | 7 |
| 8 | 9 | 10 | 11 | 12 | 13 | 14 |
| 15 | 16 | 17 | 18 | 19 | 20 | 21 |
| 22 | 23 | 24 | 25 | 26 | 27 | 28 |
| 29 | 30 | 31 | | | | |
| | | | | | | 21 Teacher 21 Student |







| February | | | | | | |
|----------|----|----|----|----|----|--------------------------|
| | | | 1 | 2 | 3 | 4 |
| 5 | 6 | 7 | 8 | 9 | 10 | 11 |
| 12 | 13 | 14 | 15 | 16 | 17 | 18 |
| 19 | 20 | 21 | 22 | 23 | 24 | 25 |
| 26 | 27 | 28 | | | | |
| | | | | | | 19 Teacher 18 Student |

| March | | | | | | |
|-------|----|----|----|----|----|--------------------------|
| | | | 1 | 2 | 3 | 4 |
| 5 | 6 | 7 | 8 | 9 | 10 | 11 |
| 12 | 13 | 14 | 15 | 16 | 17 | 18 |
| 19 | 20 | 21 | 22 | 23 | 24 | 25 |
| 26 | 27 | 28 | 29 | 30 | 31 | |
| | | | | | | 23 Teacher 23 Student |

| April | | | | | | |
|-------|----|----|----|----|----|--------------------------|
| | | | | | | 1 |
| 2 | 3 | 4 | 5 | 6 | 7 | 8 |
| 9 | 10 | 11 | 12 | 13 | 14 | 15 |
| 16 | 17 | 18 | 19 | 20 | 21 | 22 |
| 23 | 24 | 25 | 26 | 27 | 28 | 29 |
| | | | | | | 16 Teacher 16 Student |

| May | | | | | | |
|-----|----|----|----|----|----|--------------------------|
| | 1 | 2 | 3 | 4 | 5 | 6 |
| 7 | 8 | 9 | 10 | 11 | 12 | 13 |
| 14 | 15 | 16 | 17 | 18 | 19 | 20 |
| 21 | 22 | 23 | 24 | 25 | 26 | 27 |
| 28 | 29 | 30 | 31 | | | |
| | | | | | | 21 Teacher 21 Student |

| June | | | | | | |
|------|----|----|----|----|----|------------------------|
| | | | | 1 | 2 | 3 |
| 4 | 5 | 6 | 7 | 8 | 9 | 10 |
| 11 | 12 | 13 | 14 | 15 | 16 | 17 |
| 18 | 19 | 20 | 21 | 22 | 23 | 24 |
| 25 | 26 | 27 | 28 | 29 | 30 | |
| | | | | | | 7 Teacher 7 Student |

-  = Start of School Year/Back to School after Winter Break/ *End of School Year
-  = No School Students/Teachers
-  = Early Dismissal Students/Teachers - no lunch
-  = Teacher In-Service Day
-  = Early Dismissal Students - no lunch
-  = Early Dismissal Students - Parent-Teacher Conferences - no lunch

4 snow/emergency days are built into the calendar. Additional emergency days are made up - 4/6, 4/11, 5/26, 6/12 and added to the end of the year. End of Year half days to be determined.